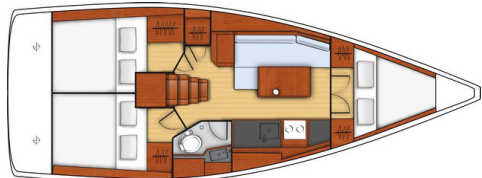
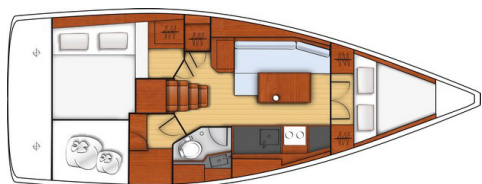





Lifting keel - Option: Cradle



GENERAL SPECIFICATIONS

• Overall Length (L.O.A):	10,45 m	34'3"
• Hull length	9,97 m	32'9"
• L.W.L.	9,70 m	31'10"
• Hull Beam	3,72 m	12'2"
• Light displacement:	5 966 kg	13,149 lbs
• Deep draft	1,94 m	6'4"
• Deep ballast weight	1 559 kg	3,436 lbs
• Shallow draft	1,56 m	5'1"
• Shallow ballast weight	1 825 kg	4,022 lbs
• Air draft	15,60 m	51'2"
• Lifting keel version draft	1,23/2,39 m	4'7"/10"
• Lifting keel version ballast weight	2 151 kg	4,741 lbs
• Fresh water capacity:		
- standard	130 L	34 US Gal
- Option	200 L	53 US Gal
• Fuel tank capacity	130 L	34 US Gal
• Engine power	30 HP	30 HP

ARCHITECTS / DESIGNERS

- Naval Architect: Finot - Cong
- Outside & interior design: Nauta Design

CE CERTIFICATION

- Category A - 6 people
- Category B - 8 people
- Category C - 10 people

STANDARD SAILS DIMENSIONS

• Mainsail	25,75 m ²	277 sq ft
• Furling mainsail	22,00 m ²	237 sq ft
• Genoa (106 %)	28,65 m ²	308 sq ft
• Asymmetrical spinnaker	78,84 m ²	849 sq ft
• Code 0	47,83 m ²	515 sq ft
• Self-tacking jib	20,77 m ²	223 sq ft
• I	12,45 m	40'10"
• J	4,29 m	14'1"
• P	12,20 m	40'
• E	3,90 m	12'10"



STANDARD EQUIPMENT

CONSTRUCTION

- Design made following European Directive requirements and according to CE certification
- Monolithic hull in polyester
- Monolithic structural hull liner bonded to the hull
- Injected deck construction in glass fiber and Saerform foam sandwich, covered with non-slip diamond pattern
- Hull-deck joint screwed, bonded and trimmed with 1 toerail
- Cast iron keel fixed with bolts and stainless steel backing plates
- 2 Underhung rudders with stainless steel stock
- White hull - Grey metal hull decoration

DECK EQUIPMENT

RIGGING

- Standard mast 9/10 anodized aluminium deck stepped, 2 aft-swept spreaders
- Anodized aluminum boom
- Discontinuous stainless steel standing rigging
- 1 Backstay: Bridle
- Rigid boom vang
- Genoa furling system with drum on the deck
- 2 Genoa tracks with piston adjusted traveller cars
- 2 Genoa sheet returns stainless steel fairleads
- Rigging run back to cockpit (except boom topping lift)
- Complete running rigging: Main halyard, Genoa halyard with clutch on mast and cleat, Boom topping lift with cleat on mast, Mainsheet, 2 Genoa sheets, 2 Automatic reefing system lines
- 4 Clutches, 4 Jamming cleats
- Mainsail sheet in cockpit bottom (1 Fixed point)
- 2 Flag halyards
- optional extra:
 - Fixed composite arch, with incorporated LED lighting (+ 2 Stand-up blocks for mainsail sheet)

WINCHES

- 2 Self-tailing genoa sheet winches (H40.2 STA)
- 1 Self tailing winch (H35.2 STA)
- 1 Aluminium "Speed Grip" winch handle, 1 Winch handle holder

SAILS

- Furling genoa with UV protective strip
- Semi full batten mainsail with slider (with logo) (Roller slides for fully battened mainsail)
- Lazy Jack System and Lazy bag in Natural color

MOORING - ANCHORING GEAR

- Self-draining chain locker - Clench bolt - Hatch cover
- Single stem roller
- 6 Aluminum mooring cleats - Stainless steel chafing plate

SAFETY ON DECK

- 1 Open stainless steel pulpit, 2 Stainless steel aft pushpits
- 1 Ring lifebuoy bracket
- Double life lines and stainless steel stanchions
- Side boarding gate on either side
- Welded ring on pushpit for flag

COCKPIT

- Self-bailing cockpit
- 1 Cockpit locker
- 2 Lockers in cockpit bottom - Side helm seats
- 1 Liferaft locker - aft cockpit (0,95 m x 0,59 m x 0,36 m / 3'1" x 1'11" x 1'2")
- Natural solid wood slatted cockpit benches (1,50 m x 0,50 m / 4'11" x 1'8")
- Table with compac top, Hand rail
- 2 Steering wheel consoles: Stainless steel steering wheels - 800 mm diameter / 2'7" - Leather covered - Steering gear at the helm station - Metal cable transmission system - Stainless steel handrail - Navigation instrument pod (optional instruments) - Cup holder
- 2 Steering compass
- 2 Deck access points to tiller system
- 1 Emergency tiller
- Portside engine control and control panel
- 2 Hinged PMMA companionway doors - Sliding hatch made of PMMA
- 1 Swimming ladder

SWIM PLATFORM / STERN DECK (Confort Trim package)

- Fully opening transom, convertible into swim platform (2,60 m x 0,70 m / 8'6" x 2'4")
- Gas locker strut opening (manual), 1 Stainless steel integrated telescopic swimming ladder

INTERIOR

- Alpi Mahogany wood interior
- Parquet type laminated floors
- Fabric lined hull in salon and forecabin
- Fabric upholstery
- Mattresses in the cabins, HR35kg/m³ foam

COMPANIONWAY

- Headroom: 1,85 m / 6'1"
- GRP salon companionway steps are coated with non-slip surface
 - 2 Leather covered stainless steel handrails

Long galley on starboard version

HANGING LOCKER - PORTSIDE

- Beam: 50 cm / 1'8"

SALON - PORTSIDE

- Headroom: 1,90 m / 6'3"
- L-shaped salon bench seat
 - Storage under bench seats
 - Salon table with one-piece wood top - 2 feet
 - High closed storage units
 - Chart table (with opening top) - Reading light
 - Shelves with fiddles
 - 1 Coachroof panoramic window with curtain
 - 2 Hull portholes with curtain
 - 1 Opening deck hatch with mosquito screen/blind
 - 1 Opening porthole in coaming
 - 6 Overhead lights



FORWARD CABIN

Headroom: 1,80 m / 5'11"

- Central double bed (1,75 m x 2,00 m x 0,45 m / 5'9" x 6'7" x 1'6")
- 2 Hanging lockers
- Drawer under the bed
- 1 Opening deck hatch with fan, mosquito screen/blind
- 2 Hull portholes with curtain
- 2 Reading lights

LENGTHWAYS GALLEY COUNTER - STARBOARD

Headroom: 1,90 m / 6'3"

- Laminated countertop - Taupe
- 1 Stainless steel sink - 1 Rectangular stainless steel basin - 1 mixing tap hot/cold water
- 1 2 Burner stainless steel gas cooktop on gimbaled mounts
- Unit (Drawer & Cupboard units)
- Front opening refrigerator (12 V - 130 L / 34 US Gal)
- Cubby hole locker, Garbage bin
- 1 Coachroof panoramic window with curtain

2 CABIN LAYOUT

Starboard aft: Interior stowage space

Headroom: 1,75 m / 5'9"

- Direct access from the salon
- Allows direct access to the cockpit locker

Port aft: 1 cabin

Headroom: 1,75 m / 5'9"

- Dimensions - Berths: 1,73 m x 1,98 m / 5'8" x 6'6"
- 1 Overhead light, 2 Reading lights
- Open shelving
- Padded upholstery along the hull
- 1 Wood hanging locker
- Deck house opening porthole

3 CABIN LAYOUT

Headroom: 1,75 m / 5'9"

- 2 Aft cabins
- Dimensions - Berths: 1,45 m x 2,00 m / 4'9" x 6'7"

Aft starboard head compartment

Headroom: 1,90 m / 6'3"

- Access through salon
- 1 Washbasin, 1 Mixing tap hot/cold water, Shower
- 1 Manual marine toilet with 80 L / 21 US Gal rigid reserve
- Cabinet, 1 Mirror, Toilet accessories, Hook
- 1 Overhead light
- 1 Opening portlight with curtains in the coachroof side window

L-shaped galley on port side version

- Replacing the hanging locker and the chart table
- Galley with 100 L / 26 US Gal cool box instead of the 130 L / 34 US Gal fridge
- Full hull width salon: Bench seat on port and starboard sides, Large salon table with 2 leaves and bottle rack, Retractable chart table on starboard side

ENGINE

- Engine Yanmar Diesel 30 hp / 30 HP Sail Drive
- Engine control - Control panel in cockpit
- Engine compartment: Soundproofing foam - Ventilation: 2 air intakes and 1 powered air expulsion
- 1 Alternator - 12 V / 125 Amp
- 1 Rotomolded diesel tank 130 L / 34 US Gal - Gauge at the chart table - 1 Deck filler
- Filters: Sea water - Diesel - Water separator
- Fixed three blade propeller
- 1 Engine access through companionway - 3 access to engine by the sides of the companionway

ELECTRICITY

- 12 V Circuit
- 1 Service battery (80 Amp) - 1 Engine battery (80 Amp)
- 1 Load balancer
- 12 V electrical panel
- 1 12 V Power outlet
- LED navigation lights: 1 Masthead light - 1 Steaming light for motoring - 1 Mooring light on masthead
- Wire runs for optional cables

PLUMBING

- 1 Rotomolded freshwater tank (130 L / 34 US Gal)
- 1 Deck filler
- Water unit
- 1 80 L / 21 US Gal Rigid holding tank
- Electric pump & Shower draining
- Water heater (25 L / 7 US Gal) - engine use (110 V)

GAS

- Gas cylinder locker - starboard aft cockpit (25 cm x 27 cm x 40 cm / 10" x 11" x 15")
- Regulator and solenoid



TRIM LEVEL & PACKS

COMFORT TRIM LEVEL

- Solid wood slatted aft swim platform
- Solid wood slatted helmsman grid seats
- Cockpit opening porthole for aft cabin(s)
- Mosquito screens on portholes
- 2 Halyard bags
- Cockpit shower hot/cold water
- Hifi: Fusion + Interior speakers & Waterproof exterior speakers
- Stainless steel 2 burner oven/broiler cooker on mounting (instead of standard)
- LED indirect lighting in salon
- Full 12/115 V system (Inside sockets, 40 Amp battery charger, Shore power socket)
- 2 Additional 80 ampères service batteries

ELECTRONICS PACKS: B&G

COASTAL PACK

- 1 Triton 2 Graphic display (Port steering console)
- Sensor (Log, Speedometer, Temperature)
- Wind Sensor B&G (Windvane, Anemometer)
- Windex Windvane

OFFSHORE PACK

- 1 7" wide wireless screen - Port steering console (Triton 2 pass to starboard)
- Chart table: B&G V50 VHF, AIS receiver function



OPTIONS

B&G ELECTRONIC

- B&G NAC3 Autopilot + Control at steering station
- AIS 500
- ForwardScan Sensor (Forward underwater vision)

RIGGING - SAILS

- Anodized mast furling system with Mylar - Taffetas mainsail
- GRP mainsail arch with 2 stand-up mainsheet blocks
- Asymmetrical spinnaker rigging + Code 0 rigging + 2nd bow roller and Bobstay
- Self-tacking jib hardware
- Code 0 with "Top Down" furling system
- Self-tacking jib (replacing genoa)
- Asymmetrical spinnaker
- Backstay adjustment (Except on mast with in-mast furling)
- Genoa sheet track leads adjustable from the cockpit
- German System: Two-way mainsheet at the helm station (Except on mast with in-mast furling)

WINCHES

- 2 Electric genoa winches (H40.2 STAEH), instead of standard
- Port electric primary winch (H40.2 STAEH), instead of standard
- Coach roof winch to starboard - manual (H35.2STA) + Clutches

HULL - DECK - COCKPIT

- Ballasted boat version
- Pearl Grey hull
- Mainsail arch
- Solid wood slatted side decks
- Solid wood decking on cockpit sole
- "Luxe" cockpit table
- PVC cover - White ("Luxe" cockpit table)
- White PVC console covers
- Fixed cockpit windows in aft cabin(s)
- Bimini Luxe, Cadet Grey
- Bimini Luxe + Sprayhood, Cadet Grey
- Dolce 51 Cockpit cushions
- Bow thruster
- 3 folding blades propeller
- 1000 W Electric windlass - Remote control
- Windlass control with chain counter in cockpit (fixed)
- Shore freshwater supply
- Outboard engine bracket (Pushpit)
- Rub rail
- Complete mooring/anchoring kit

INTERIOR EQUIPMENT

- Interior woodwork: Alpi Blond Oak
- Salon table extension (for lengthways galley counter)
- 1 Additional stool in salon
- Interior upholstery: Chine Moka, PVC Taupe
- Upholstery padding (Salon and Cabins): Taupe
- Pre-wiring for 19" TV in the salon, DVD Player, MP3
- Microwave oven (20 L)
- Slatted bed base
- Double berth in salon + 1 Stool (for lengthways galley counter)
- Wood companionway steps
- Separate shower (for 2 cabin layout, only)



- Electric toilet Quiet Flush
- Additional freshwater supply tank (200 L / 53 US Ga)
- Sea water foot pump
- Yacht Case

- Diesel heater "air pulse"
- Air conditioning
- 6,4 kVA Generator (for 2 cabin layout, only)
- 12V inverter

