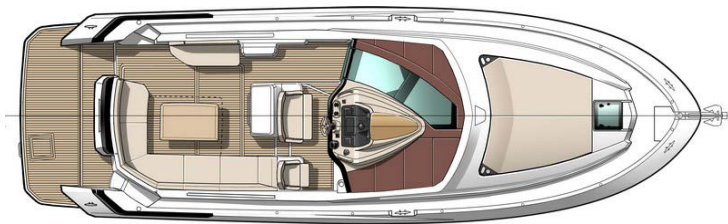
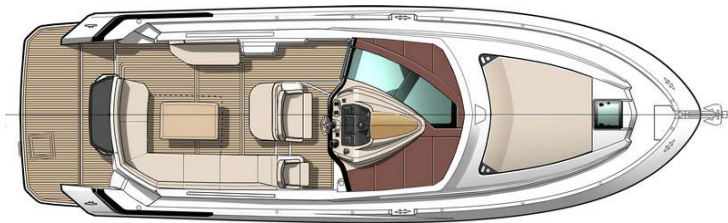


Version: Cockpit galley



Version: Aft galley



GENERAL SPECIFICATIONS

• Overall Length (L.O.A):	12,67 m	41'7"
• Hull length:	11,5 m	37'9"
• Overall width:	3,87 m	12'8"
• Hull Beam:	3,85 m	12'8"
• Light displacement (EC):	7 650 kg	16,861 lbs
• Air draft*:	4,15 m	13'7"
• Draft:	1,15 m	3'9"
• Fuel tank capacity:	2 x 325 L	2 x 86 US Gal
• Fresh water capacity:	200 L	53 US Gal
• Maximum engine power:	2 x 273 kW - 2 x 370 HP	2 x 370 HP
• Max engine certification:	2 x 273 kW - 2 x 370 HP	2 x 370 HP

* (included: Radar support)

ARCHITECTS / DESIGNERS

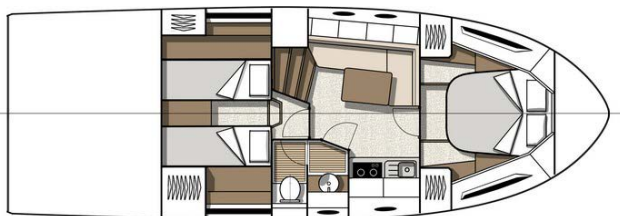
- Beneteau Power Boats
- Design: Nuvolari & Lenard
- Interior accommodation: Andreani Design

CE CERTIFICATION

- Category B - 10 people
- Category C - 10 people

PATENT AIR STEP®

- R.L. Jeantet
- P. Tableau
- M. Tronquez





STANDARD EQUIPMENT

CONSTRUCTION

HULL

- Technology Air Step®
- White hull

Composition:

- Sandwich (polyester resin - fiberglass - balsa core)
- Hull counter molding laminated in monolithic (polyester resin - fiberglass)
- 8 Opening portholes

DECK

Composition:

- Sandwich (polyester resin - fiberglass - balsa core)
- Deck counter molding laminated in monolithic (polyester resin - fiberglass)

DECK EQUIPMENT

- Radar support
- Courtesy light in cockpit
- Navigation lights

MOORING - ANCHORING GEAR

- Swivel bow fitting with anchor securing system
- 1000 W Electric windlass (with remote control)
- 2 Forward cleats, 2 central and 2 aft in stainless steel

SAFETY ON DECK

- Half open pulpit in stainless steel with guardrail and handrail
- 2 Stainless steel handrails on access to sidedeck steps

COCKPIT

- Self-bailing cockpit
- Access through a gate with safety catch
- 8 People salon convertible to sun deck
- Natural solid wood cockpit table (0,95 m x 0,6 - 1,2 m / 3'1" x 2' - 3'11") convertible into sunpad (1,90 m x 1,65 m / 6'3" x 5'5")
- Lounge chair (to starboard)
- Double bench (to port)
- Storage locker (under the seats)
- Double access cover to engine well
- Space for cased life-raft
- Storage for fenders and moorings
- Cockpit shower with mixer tap
- Swim platform (3,2 m x 1,24 m / 10'6" x 4'1") + Swimming ladder (optional)
- Hand rail on rear table
- Assorted exterior upholstery:
 - PVC Marlin Auster & Cognac (standard)
 - PVC Hitch Alloy & Marlin Auster (optional)
- TV Pre-wiring (in the cockpit)
- Locations for 13 US Gal coolers in cockpit

STEERING STATION

- Central pilot station in Crème color
- Twin pilot bench seat with Bolster function
- 3rd Copilot seat
- Pilot and co-pilot upholstery matching the cockpit salon upholstery:
 - PVC Marlin Auster & Cognac (standard)
 - PVC Hitch Alloy & Marlin Auster (optional)
- 2 Handrails
- Gloss black dashboard with padded Cognac PVC cap
- Volvo screen 4"
- Space for electronics 12"
- 12 V Power outlet
- Polyester hard-top with built-in electric sunroof
- Glass windscreen with built-in electric wiper
- Anti-glare surface in grained polyester Mocca color under windscreen
- 3 Cup holders

INTERIOR

- Woodwork Alpi Mat Walnut
- Brown oak laminated floors
- Direct and indirect LED lighting

SALON

Headroom: 1,92 m / 6'4"

- Access door
- Sofa seating for 4, upholstery Courchevel Shell fabric
- Table in matt walnut wood, Stainless steel legs
- TV Pre-wiring
- 4 Storage cupboards (Capacity: 186 L / 6,5 cu/ft)
- 2 Storage lockers (under the seats)
- Skylights
- 2 Opening hull portholes

GALLEY

Headroom: 1,92 m / 6'4"

- Stainless steel sink with mixer tap
- 2 hob gas plate
- White corian type countertop
- Cutlery storage
- Fridge (80 L / 2.8 cu/ft)
- 3 Storage drawer, Garbage bin
- Cream-lacquered furniture
- 1 Storage cupboard
- 1 Opening porthole

HEAD

Headroom: 1,95 m / 6'5"

- Sink with mixer tap
- Mirror
- 2 Storage cupboards
- 1 Opening porthole
- Shower separated by translucent door
- Marine toilet
- Rigid holding tank 80L / 21 US Gal
- Teak slatted floor
- 1 110 V Power outlet

**OWNER'S CABIN (FORWARD)**

Headroom: 1,90 m / 6'3"

- Double berth (1,40 x 2,00 m / 4'7" x 6'7")
- Marine mattress
- Padded bed headboard
- 2 LED reading lights
- 2 Shelving unit
- 2 Hanging lockers
- 2 110V Sockets
- 2 Panoramic windows with opening ports
- Opening deck hatch with mosquito screen/blind
- 3 Storage drawer (Under the bed)
- Indirect light (Under the bed)
- TV Pre-wiring

GUEST CABIN

Headroom: 1,92 m / 6'4"

- 2 Single berths (0,70 x 1,95 m / 2'4" x 6'5") or 1 Double berth (1,40 x 1,95 m / 4'7" x 6'5")
- Marine mattress
- 2 Panoramic windows with opening ports
- 1 Opening hatch
- 2 Hanging lockers
- 2 Storage lockers (Capacity: 7,37 cu/ft ; 8 cu/ft)
- 1 Bed side table with drawer
- 2 LED reading lights

ENGINE

- Propulsion Stern Drive
- Choice of engines:
 - Volvo D4 300 Diesel EVC-E (2 x 221 kW - 2 x 300 HP) + Joystick
 - Volvo D6 370 Diesel EVC-E (2 x 272 kW - 2 x 370 HP) + Joystick
- throttle & controls:
 - Neutral (Activation of neutral)
 - Station (Activation of the station)
 - Trim (Trim adjustment)
- Docking Joystick (depending on engine version)
- Fuel filter with decanter
- Sea water filter
- Air intakes on the deck for engine compartment cooling
- Engine room foam soundproofed
- Fire extinguishing system activated from the steering station
- Stainless steel fuel fill
- 2 x 325 L / 86 US Gal Rotomolded fuel tanks
- Electric trim tabs

Steering system:

- Hydraulic steering
- 2 Outdrives with counter rotating propellers
- Electrical engine controls
- Volvo Software:
 - Trip computer
 - Cruise control
 - Tow mode
 - Single lever
 - Power trim assistant

ELECTRICITY

- 2 engine batteries (12 V - 140 Amp) + 2 AGM service batteries (12 V - 115 Amp) + Electrical gauge
- 2 Extinguishers
- Load balancer
- Battery charger (12 V - 25 Amp)
- Inside sockets (110 V - 32A)
- 110 V Shore power supply
- Spotlights and LED reading lights

PLUMBING

- 1 Rotomolded water tank, 200 L / 53 US Gal + Electrical gauge
- Stainless steel water fill
- Water pump for pressurizing hot/cold water system
- 40 L / 11 US Gal water heater working off engine heat exchanger
- 2 Bilge pumps:
 - 1 Electric bilge pump
 - 1 Manual bilge pump



TRIM LEVEL & PACKS

TRIM LEVEL

	ESSENTIAL	LOUNGE
• 1 Extra battery (110 Amp)	■	■
• Multifunction Garmin 12" screen	■	■
• Audio Pack Fusion: Player MP3, AUX, USB + Remote control	■	■
• Speakers: Salon + Cockpit	■	■
• Bench seat with storage locker (Behind the pilot seat)	■	■
• Forward sun mattress (Adjustable backrest)		■
• 50 L / 13 US Gal Cockpit refrigerator		■
• Electric toilet Quiet Flush		■
• Aft galley pack: galley unit with sink & Kenyon electric grill on swim platform		■

PACKS

ELECTRONIC PACK

- Garmin VHF + AIS transponder
- Garmin Broadband 4G Radar
- Fitted Auto pilot
- Wifi module for ipad

LUXE PACK

- Doors with Ivory leather padding
- Large mirror in the salon
- Marlin Auster padded exterior handrails
- Marlin Auster padding in cockpit
- Marlin Auster steering wheel Sport Chic

OPTIONS

INTERIOR / ONBOARD COMFORT

- Cockpit air conditioning (110 V - 60 Hz - 16 000 BTU)
- Salon and cabin air conditioning (110 V - 60 Hz - 16 000 BTU)
- Yacht case Tableware
- Nuance White salon upholstery
- Ultraleather salon upholstery
- Leather salon upholstery
- Taupe carpet in salon and cabins
- Ivory carpet in salon and cabins
- Dune Berber carpet in salon and cabins
- Blinds in salon, galley, head, cabins
- Mosquito screens on portholes
- Diesel heater "air pulse"
- 12 V / 110 V inverter (700 VA)
- Set of decorative pillows
- Taupe lacquered furniture in galley
- Salon convertible into berth

EXTERIOR

- Complete mooring/anchoring kit
- Bow thruster
- 5 KVA 110 V / 60 Hz Generator
- Underwater lights
- Hydraulic gangway
- Submersible electric swim platform (Maximum load: 180 kg / 397 lbs)
- Exterior upholstery PVC Hitch Alloy & Marlin Auster
- Black exterior wheelhouse curtains
- Cockpit ice box
- Natural solid wood: Cockpit & Swim platform
- Infinity cockpit carpet
- Protective covers exterior upholstery
- Hull wrap
- Silver metallic waterline sticker
- Electric cockpit side windows
- Glendinning Cable master 110 V